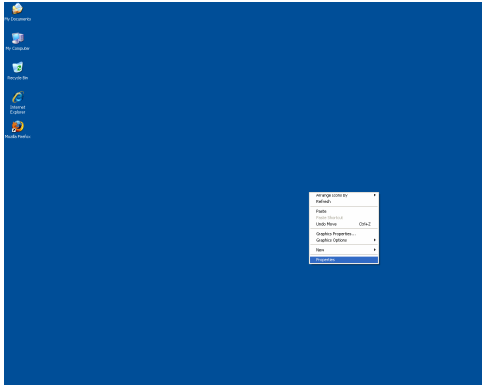
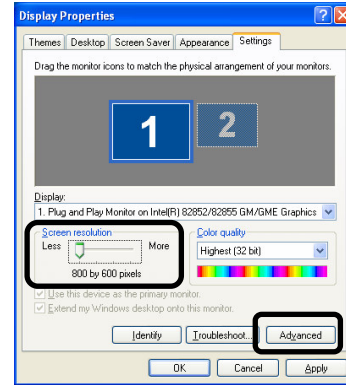


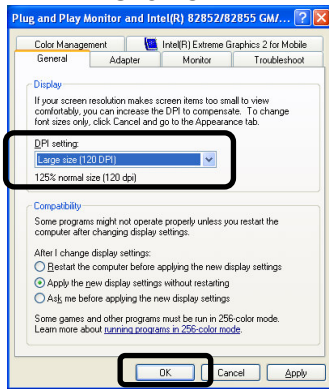
- 1 Right click anywhere on the desktop and select properties.



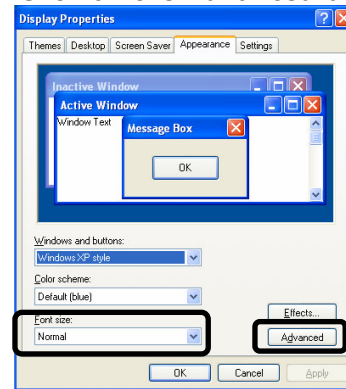
- 2 Select the settings tab. Slide the Screen resolution slider to set the resolution. Click the Advanced button.



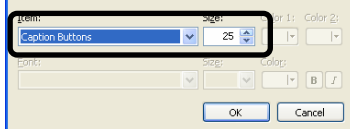
- 3 On the General tab change the DPI settings. Click OK.



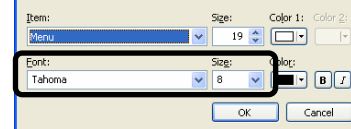
- 4 Click on the Appearance tab. Change the font size. Click on the Advanced button.



- 5 Select Caption Buttons and set size.



- 6 Select Menu and change the font size.



- 7 Select Scrollbar and set size.

